

Digital Shore hardness tester SAUTER HD



Professional Shore hardness tester

Features

- **Shore A, 0 and D** to measure the hardness of plastics through penetration measurement
- **Shore A** rubber, elastomers, neoprene, silicone, vinyl, soft plastics, felt, leather and similar material
- **Shore 0** foam, sponge
- **Shore D** plastics, formica, epoxides, plexiglass etc.
- **Delivered in a robust carrying case**
- Particularly recommended for internal comparison measurement. Standard calibrations e. g. to DIN 7619-1 are not possible because of very narrow standard tolerances
- Can be attached to the test stands TI-ACL (for Shore A and 0), TI-DL (for Shore D) to improve measuring uncertainty
- Large display with backlight
- Selectable: AUTO-OFF function or continuous operation, battery level indicator

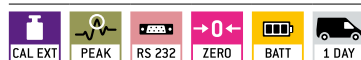
Technical data

- Tolerance: 1 % of [Max]
- Overall dimensions W×D×H 65×38×162 mm
- Net weight approx. 173 g
- Transfer via RS-232 to the PC, e.g. to Microsoft Excel®
- Battery operation, batteries standard 2× 1.5 V AAA
- Material thickness of the sample, min. 4 mm

Accessories

- **Data transfer software**, interface cable included, SAUTER ATC-01
- **1 7 hardness comparison plates** for Shore A, tolerance up to ± 2 HA, SAUTER AHBA-01
- **2 3 hardness comparison plates** for Shore D, tolerance up to ± 2 HD, SAUTER AHBD-01
- **Factory calibration of the comparison plates**, SAUTER 961-170
- **Test stand** for HDA and HD0, SAUTER TI-ACL
- **Test stand** for HDD, see page 67, SAUTER TI-DL

STANDARD





































OPTION



Model	Hardness type	Measuring range	Readout
SAUTER		[Max] HS	[d] HS
HDA 100-1.	Shore A	100 HA	0,1 HA
HDO 100-1.	Shore 0	100 H0	0,1 H0
HDD 100-1.	Shore D	100 HD	0,1 HD

Pictograms

 Adjusting program (CAL): For quick setting of the instrument's accuracy. External adjusting weight required.	 Control outputs (optocoupler, digital I/O): to connect relays, signal lamps, valves, etc.	 ZERO: Resets the display to "0".
 Calibration block: standard for adjusting or correcting the measuring device.	 Analogue interface: to connect a suitable peripheral device for analogue processing of the measurements	 Battery operation: Ready for battery operation. The battery type is specified for each device.
 Peak hold function: capturing a peak value within a measuring process.	 Statistics: using the saved values, the device calculates statistical data, such as average value, standard deviation etc.	 Rechargeable battery pack: rechargeable set.
 Scan mode: continuous capture and display of measurements.	 PC Software: to transfer the measurement data from the device to a PC.	 Mains adapter: 230V/50Hz in standard version for EU. On request GB, AUS or USA version available.
 Push and Pull: the measuring device can capture tension and compression forces.	 Printer: a printer can be connected to the device to print out the measurement data.	 Power supply: Integrated, 230V/50Hz in EU. More standards e.g. GB, AUS or USA on request.
 Length measurement: captures the geometric dimensions of a test object or the movement during a test process.	 Network interface: For connecting the scale to an Ethernet network.	 Motorised drive: The mechanical movement is carried out by a electric motor.
 Focus function: increases the measuring accuracy of a device within a defined measuring range.	 KERN Communication Protocol (KCP): It is a standardized interface command set for KERN balances and other instruments, which allows retrieving and controlling all relevant parameters and functions of the device. KERN devices featuring KCP are thus easily integrated with computers, industrial controllers and other digital systems.	 Motorised drive: The mechanical movement is carried out by a synchronous motor (stepper).
 Internal memory: to save measurements in the device memory.		 Fast-Move: the total length of travel can be covered by a single lever movement.
 Data interface RS-232: bidirectional, for connection of printer and PC.	 GLP/ISO record keeping: of measurement data with date, time and serial number. Only with SAUTER printers	 DAkkS calibration possible: The time required for DAkkS calibration is shown in days in the pictogram.
 Data interface USB: To connect the measuring instrument to a printer, PC or other peripheral devices.	 Measuring units: Weighing units can be switched to e.g. non-metric at the touch of a key. Please refer to website for more details.	 Factory calibration: The time required for factory calibration is specified in the pictogram.
 WLAN data interface: To transfer data from the balance to a printer, PC or other peripherals.	 Measuring with tolerance range (limit-setting function): Upper and lower limiting can be programmed individually. The process is supported by an audible or visual signal, see the relevant model	 Package shipment: The time required for internal shipping preparations is shown in days in the pictogram.
 Data interface Infrared: To transfer data from the measuring instrument to a printer, PC or other peripheral devices.		 Pallet shipment: The time required for internal shipping preparations is shown in days in the pictogram.

Your KERN specialist dealer: