



Abbe condenser center-adjustable, also available with swing-out lens



Butterfly Tube (optionally available)

PROFESSIONAL LINE

Professionalism and versatility united in one microscope – with Koehler illumination for demanding applications

Features

- The OBN series stands out because of its unbeatable and consistently high quality and its ergonomic design. The range of modular components means that the OBN series can be individually customised for the professional user
- Depending on the application, there is a choice of models with strong, continuously dimmable 3 W LED or 20 W halogen transmitted illumination (Philips)
- This series has a professional Koehler illumination unit with an adjustable field diaphragm as well as a height-adjustable 1,25 Abbe condenser which can be centred and which has an adjustable aperture diaphragm
- The extremely large mechanical stage with ergonomic, coaxial coarse and fine focusing knob on both sides enables you to adjust and focus your sample rapidly and accurately
- A wide variety of modular systems, such as, for example, a swing-out condenser, various eyepieces, objectives, colour filters, phase contrast units, a darkfield condenser, a simple polarising unit, Butterfly Tube, through to complete fluorescence units are available to you as accessories
- A protective dust cover, eye cups, as well as multi-lingual user instructions are included in the scope of delivery
- A C-mount adapter is required to connect a camera. You can select this adapter from the following model outfit list
- Please find detailed information in the following model outfit list

Scope of application

- Haematology, urology, gynaecology, dermatology, pathology, microbiology and parasitology, immunology, Sewage treatment plants, Oncology, entomology, vets, water analysis and breweries

Applications/Samples

- Translucent, thin, low-contrast, challenging samples (e.g. living mammal cells, bacteria, tissue)

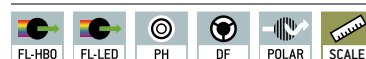
Technical data

- Infinity optical system
- Quintuple nosepiece
- Siedentopf 30° inclined/360° rotatable
- Diopter adjustment: Both-sided
- Overall dimensions W×D×H 390×200×400 mm
- Net weight approx. 9 kg

STANDARD



OPTION































Model	Standard configuration					
	Tube	Eyepiece	Objective quality	Objectives	Illumination	
KERN OBN 132	Trinocular	HWF 10×/ø 20 mm	Infinity Plan	4×/10×/20×/ 40×/100×	6 V/20 W Halogen (transmitted)	↓
OBN 135	Trinocular	HWF 10×/ø 20 mm	Infinity Plan	40×/100×	3 W LED (transmitted)	↓

↓ Price reduction

Model outfit		Model KERN		Order number	
		OBN 132	OBN 135		
Eyepieces (23,2 mm)	HWF 10×/∅ 20 mm	✓✓	✓✓	OBB-A1404	
	WF 16×/∅ 13 mm	○○	○○	OBB-A1354	
Infinity Plan achromatic objectives	4×/0,10 W.D. 12,1 mm	✓	✓	OBB-A1263	
	10×/0,25 W.D. 4,64 mm	✓	✓	OBB-A1243	
	20×/0,40 (spring) W.D. 2,41 mm	✓	✓	OBB-A1250	
	40×/0,66 (spring) W.D. 0,65 mm	✓	✓	OBB-A1257	
	100×/1,25 (oil) (spring) W.D. 0,19 mm	✓	✓	OBB-A1240	
	2,5×/0,07 W.D. 8,47 mm	○	○	OBB-A1247	
	Plan 60×/0,80 (spring) W.D. 0,33 mm	○	○	OBB-A1270	
	Plan 100×/1,15 (water) (spring) W.D. 0,18 mm	○	○	OBB-A1437	
Trinocular tube	<ul style="list-style-type: none"> • Siedentopf 30° inclined/360° rotatable • Interpupillary distance 50 – 75 mm • Light distribution 100:0 • Diopter adjustment: Both-sided 	✓	✓		
	<ul style="list-style-type: none"> • Butterfly 30° inclined/360° rotatable • Interpupillary distance 50 – 75 mm • Light distribution 100:0 • Diopter adjustment: Both-sided 	○	○	OBB-A1382	
Mechanical stage	<ul style="list-style-type: none"> • Stage size W×D 175×145 mm • Travel 78×55 mm • Coaxial coarse and fine focusing knobs • Two slide holder 	✓	✓		
Condenser	Abbe N.A. 1,25 center-adjustable (aperture diaphragm)	✓	✓	OBB-A1102	
	Swing-out condenser N.A. 0,9/0,13 center-adjustable (aperture diaphragm)	○	○	OBB-A1104	
Darkfield condenser	N.A. 0,85 – 0,91 (dry, paraboloid)	○	○	OBB-A1421	
Koehler illumination	6 V/20 W Halogen spare bulb (transmitted)	✓		OBB-A1370	
	3 W LED illumination system (transmitted) (non-rechargeable)		✓		
Polarising unit	Analyser/Polariser	○	○	OBB-A1283	
Phase contrast units	Quintuple hole turret with 10×/20×/40×/100× Infinity-PH-Plan objectives (complete set)	○	○	OBB-A1237	
	Single unit with ∞ PH-Plan objective 10×	○	○	OBB-A1214	
	Single unit with ∞ PH-Plan objective 20×	○	○	OBB-A1216	
	Single unit with ∞ PH-Plan objective 40×	○	○	OBB-A1218	
	Single unit with ∞ PH-Plan objective 100×	○	○	OBB-A1212	
	If required, there are several magnification levels, please contact our OPTICS product management team				
C-Mount	1×	○	○	OBB-A1140	
	0,57× (focus adjustable)	○	○	OBB-A1136	
Fluorescence unit	100 W HBO Epi Fluorescence unit 6-filter disc (UV/V/B/G) including centering objective	○	○	OBB-A1155	
	100 W HBO Epi Fluorescence unit, two-hole slide (B/G) including centering objective	○	○	OBB-A1153	
	3 W LED Epi Fluorescence unit (B/G) including centering objective	○	○	OBB-A1156	
Colour filters for transmitted illumination	Blue	✓			
	Green	○	○	OBB-A1188	
	Yellow	○	○	OBB-A1165	
	Gray	○	○	OBB-A1183	

✓ = Included with delivery

○ = Option

 360°	360° rotatable microscope head	 FL-LED	Fluorescence illumination for compound microscopes With 3 W LED illumination and filter	 WLAN	WLAN data interface: For transmitting of the picture to a mobile display device
 MONO	Monocular Microscope For the inspection with one eye	 PH	Phase contrast unit For a higher contrast	 HDMI	HDMI digital camera For direct transmitting of the picture to a display device
 BINO	Binocular Microscope For the inspection with both eyes	 DF	Darkfield condenser/unit For a higher contrast due to indirect illumination	 SOFTWARE	PC software To transfer the measurements from the device to a PC.
 TRINO	Trinocular Microscope For the inspection with both eyes and the additional option for the connection of a camera	 POLAR	Polarising unit To polarise the light	 AUTO ATC	Automatic temperature compensation For measurements between 10 °C and 30 °C
 ABBE	Abbe Condenser With high numerical aperture for the concentration and the focusing of light	 INFINITY	Infinity system Infinity corrected optical system	 IP	Protection against dust and water splashes IPxx The type of protection is shown by the pictogram.
 HAL	Halogen illumination For pictures bright and rich in contrast	 ZOOM	Zoom magnification For stereomicroscopes	 BATT	Battery operation Ready for battery operation. The battery type is specified for each device.
 LED	LED illumination Cold, energy saving and especially long-life illumination	 PARALLEL	Parallel optical system For stereomicroscopes, enables fatigue-proof working	 RECHARGE	Battery operation rechargeable Prepared for a rechargeable battery operation
 IL	Incident illumination For non-transparent objects	 SCALE	Integrated scale In the eyepiece	 230 V	Mains adapter 230V/50Hz in standard version for EU. On request GB, AUS or USA version.
 TL	Transmitting illumination For transparent objects	 SD	SD card For data storage	 230 V	Power supply Integrated in balance. 230V/50Hz standard EU. More standards e.g. GB, AUS or USA on request.
 FL	Fluorescence illumination For stereomicroscopes	 USB 2.0	USB 2.0 digital camera For direct transmitting of the picture to a PC	 1 DAY	Package shipment The time required to manufacture the product internally is shown in days in the pictogram.
 FL-HBO	Fluorescence illumination for compound microscopes With 100 W mercury lamp and filter	 USB 3.0	USB 3.0 digital camera For direct transmitting of the picture to a PC		

Abbreviations

C-Mount	Adapter for the connection of a camera to a trinocular microscope	LWD	Long Working Distance	SWF	Super Wide Field (Field number at least \varnothing 23 mm for 10 \times eyepiece)
FPS	Frames per second	N.A.	Numerical Aperture	W.D.	Working Distance
H(S)WF	High (Super) Wide Field (Eyepiece with high eye point for wearers of glasses)	SLR Kamera	Single-Lens Reflex camera	WF	Wide Field (Field number up to \varnothing 22 mm for 10 \times eyepiece)

Your KERN specialist dealer: