



**KERN & Sohn GmbH**

Ziegelei 1

D-72336 Balingen

E-Mail: [info@kern-sohn.com](mailto:info@kern-sohn.com)

Tel: +49-[0]7433- 9933-0

Fax: +49-[0]7433-9933-149

Internet: [www.kern-sohn.com](http://www.kern-sohn.com)

**Montageanleitung Stativ**  
**Tripod assembly manual**  
**Instruction d'installation du support vertical**

**KERN EOB-A01B-A02B**

Version 1.1

12/2016

D, GB, F

Deutsch

English

Français

EOB-A01B-A02B-IA-def-1611

**D** Weitere Sprachversionen finden Sie online unter **[www.kern-sohn.com/manuals](http://www.kern-sohn.com/manuals)**

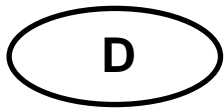
**E** Más versiones de idiomas se encuentran online bajo **[www.kern-sohn.com/manuals](http://www.kern-sohn.com/manuals)**

**F** Vous trouverez d'autres versions de langue online sous **[www.kern-sohn.com/manuals](http://www.kern-sohn.com/manuals)**

**GB** Further language versions you will find online under **[www.kern-sohn.com/manuals](http://www.kern-sohn.com/manuals)**

**I** Trovate altre versioni di lingue online in **[www.kern-sohn.com/manuals](http://www.kern-sohn.com/manuals)**

**PL** Inne wersje językowe znajdą Państwo na stronie **[www.kern-sohn.com/manuals](http://www.kern-sohn.com/manuals)**



# KERN EOB-A01B-A02B

Version 1.1 12/2016

## Montageanleitung Stativ

### Inhaltsverzeichnis

1	Technische Daten .....	2
2	Lieferumfang .....	3
3	Übersicht .....	5

	<b>EOB-A01B</b>
	nur für Plattformen der Größe 304 x 315 mm

Deutsch

### 1 Technische Daten

KERN	EOB-A01B	EOB-A02B
Stativhöhe	48 cm	100 cm

## 2 Lieferumfang

EOB-A01B:

 <p>Stativ</p>	 <p>Halterung Anzeigegerät</p>
 <p>Stativfuss</p>	 <p>Schraube x 1</p>
 <p>Plastik- Zylinder</p>	 <p>Schraube mit Mutter x 1</p>
 <p>Schraube x 4</p>	 <p>Kabelführung mit Schraube, je 3 x</p>
 <p>Gummiunterlage</p>	 <p>x 3</p>

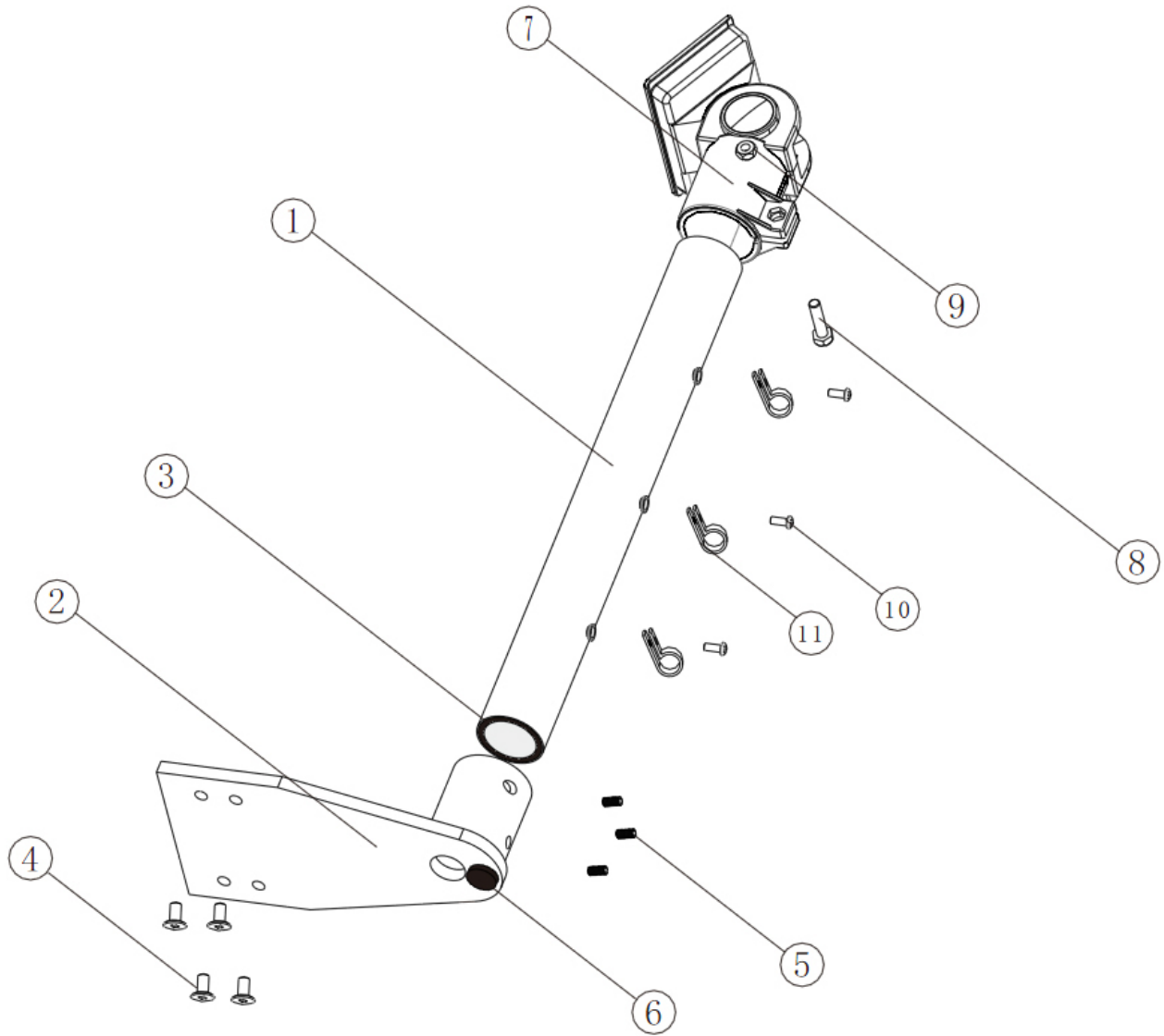
Deutsch

EOB-A02B:

 <p>Stativ</p>	 <p>Stativfuss</p>
 <p>Plastikzylinder</p>	 <p>Stellfuss x 3</p>
 <p>Halterung Anzeigegerät</p>	 <p>Schrauben x 3</p>
 <p>Schraube mit Mutter x 1</p>	

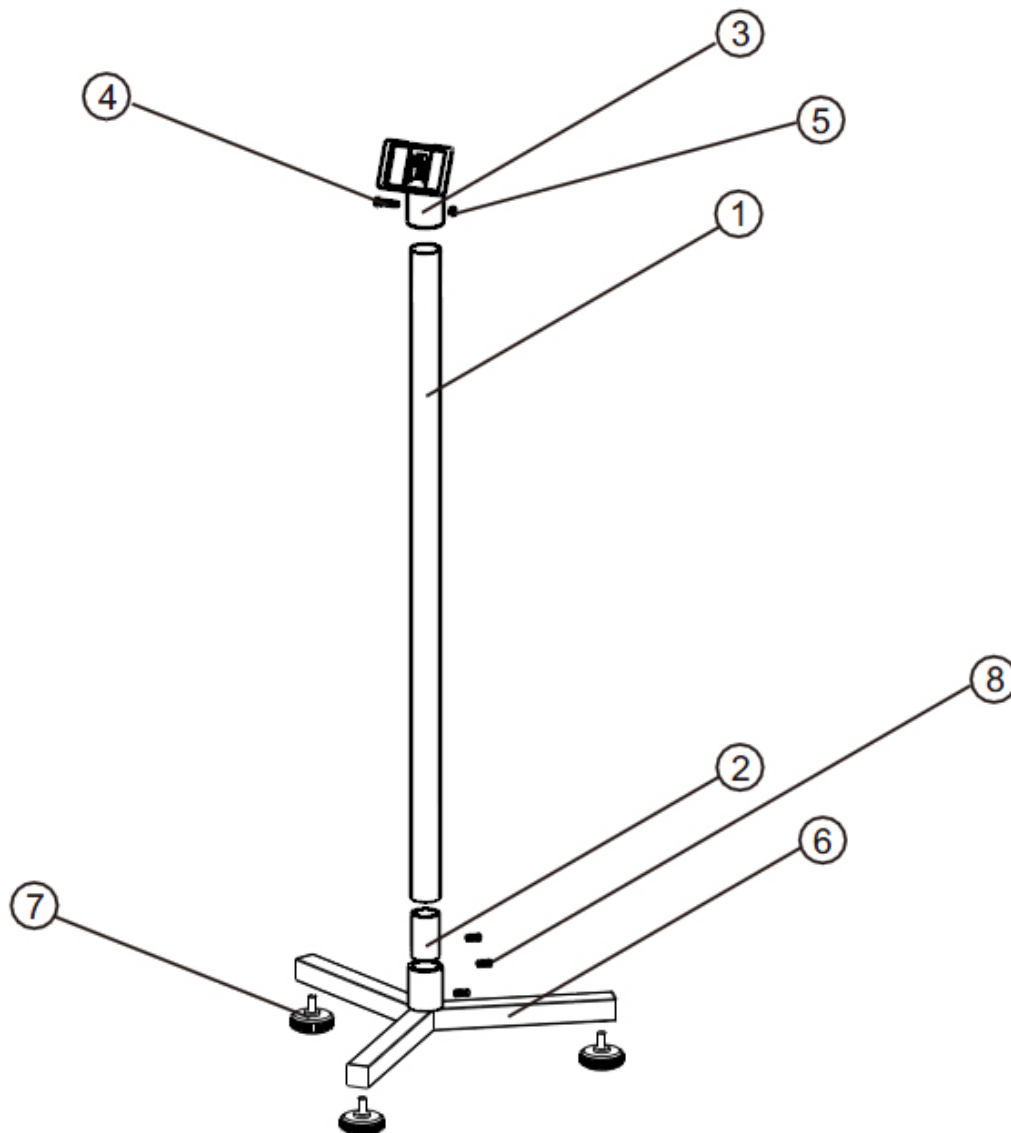
### 3 Übersicht

EOB-A01B:



1	Stativ	7	Halterung Anzeigegerät
2	Stativfuß	8	Schraube
3	Plastik Zylinder	9	Schraube
4	Schraube	10	Schraube
5	Schraube	11	Kabelführung
6	Gummi-Unterlage		

## EOB-A02B:



1	Stativ
2	Plastik Zylinder
3	Halterung Anzeigegerät
4	Schraube
5	Mutter
6	Stativfuß
7	Stellfüße
8	Schrauben



# KERN EOB-A01B-A02B

Version 1.1 12/2016

## Tripod assembly manual

### Table of contents

1	Technical data .....	2
2	Scope of delivery .....	3
3	Overview .....	5



### EOB-A01B

Only for platforms with the size of 304 x 315 mm











## 1 Technical data

KERN	EOB-A01B	EOB-A02B
Tripod height	48 cm	100 cm










## 2 Scope of delivery

EOB-A01B:

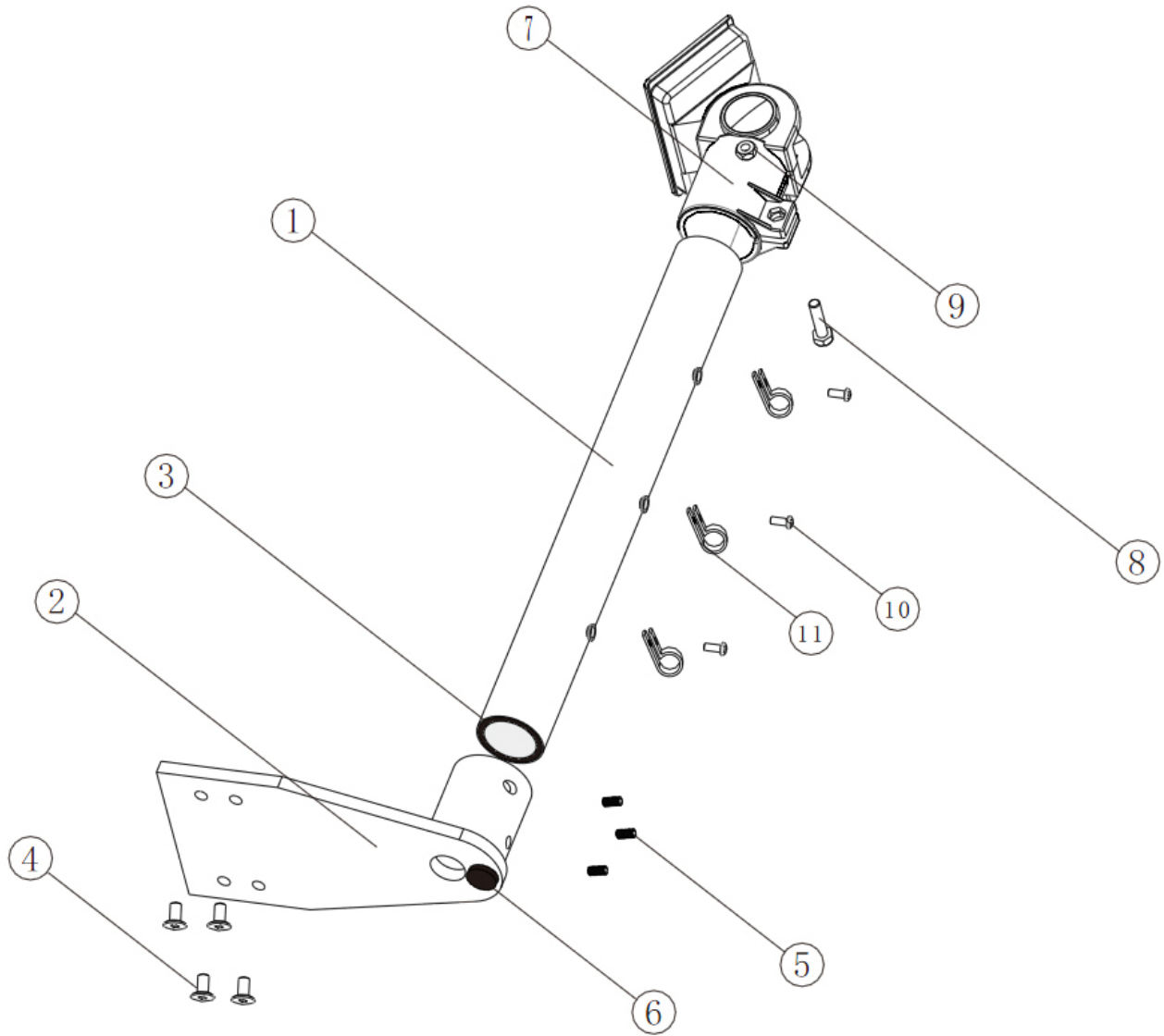
 <p>Tripod</p>	 <p>Display holder</p>
 <p>Tripod foot</p>	 <p>Screw, 1 piece</p>
 <p>Plastic cylinder</p>	 <p>Screw with nut, 1 piece</p>
 <p>Screw, 4 pieces</p>	 <p>Cable guide, 3 pieces with 3 screws</p>
 <p>Rubber washer</p>	 <p>x 3</p>

EOB-A02B:

 <p>Tripod</p>	 <p>Tripod foot</p>
 <p>Plastic cylinder</p>	 <p>Adjustment leg, 3 pieces</p>
 <p>Display holder</p>	 <p>Screws, 3 pieces</p>
 <p>Screw with nut, 1 piece</p>	

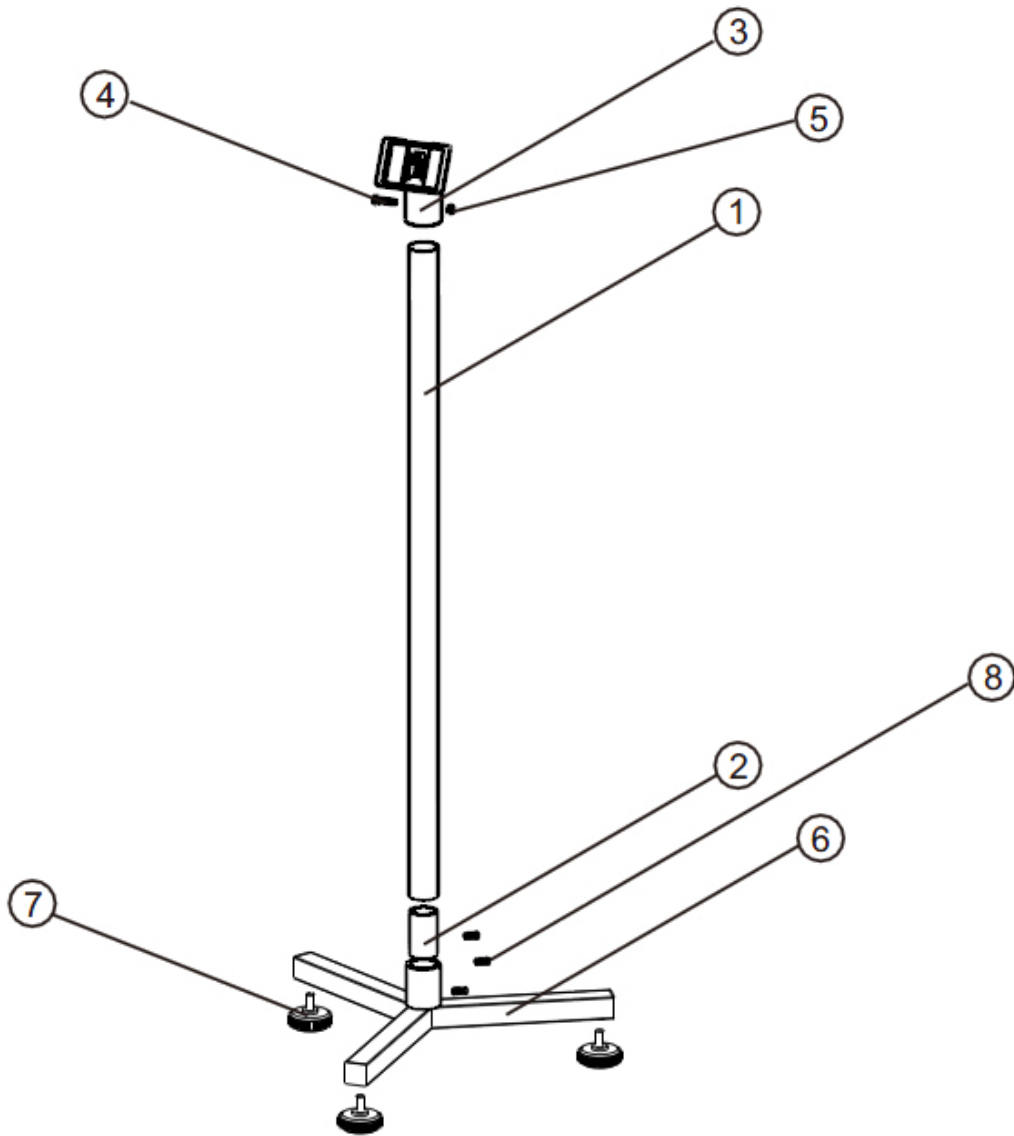
### 3 Overview

EOB-A01B:



1	Tripod	7	Display holder
2	Tripod foot	8	Screw
3	Plastic cylinder	9	Screw
4	Screw	10	Screw
5	Screw	11	Cable guide
6	Rubber washer		

EOB-A02B:



1	Tripod
2	Plastic cylinder
3	Display holder
4	Screw
5	Nut
6	Tripod foot
7	Legs with adjustable height
8	Screws





# KERN EOB-A01B-A02B

Version 1.1 12/2016

## Instruction d'installation du support vertical

### Sommaire

1	Données techniques .....	2
2	Éléments livrés .....	3
3	Aperçu .....	5



#### EOB-A01B











uniquement les plates-formes de 304 x 315 mm

### 1 Données techniques








KERN	EOB-A01B	EOB-A02B
Hauteur du support	48 cm	100 cm

## 2 Éléments livrés

EOB-A01B:

 <p>Support</p>	 <p>Anneau de fixation du support</p>
 <p>Pied de support</p>	 <p>1 vis</p>
 <p>Cylindre en plastique</p>	 <p>1 vis avec écrou</p>
 <p>4 vis</p>	 <p>3 guides-fils et 3 vis</p>
 <p>Patin en caoutchouc</p>	 <p>x 3</p>

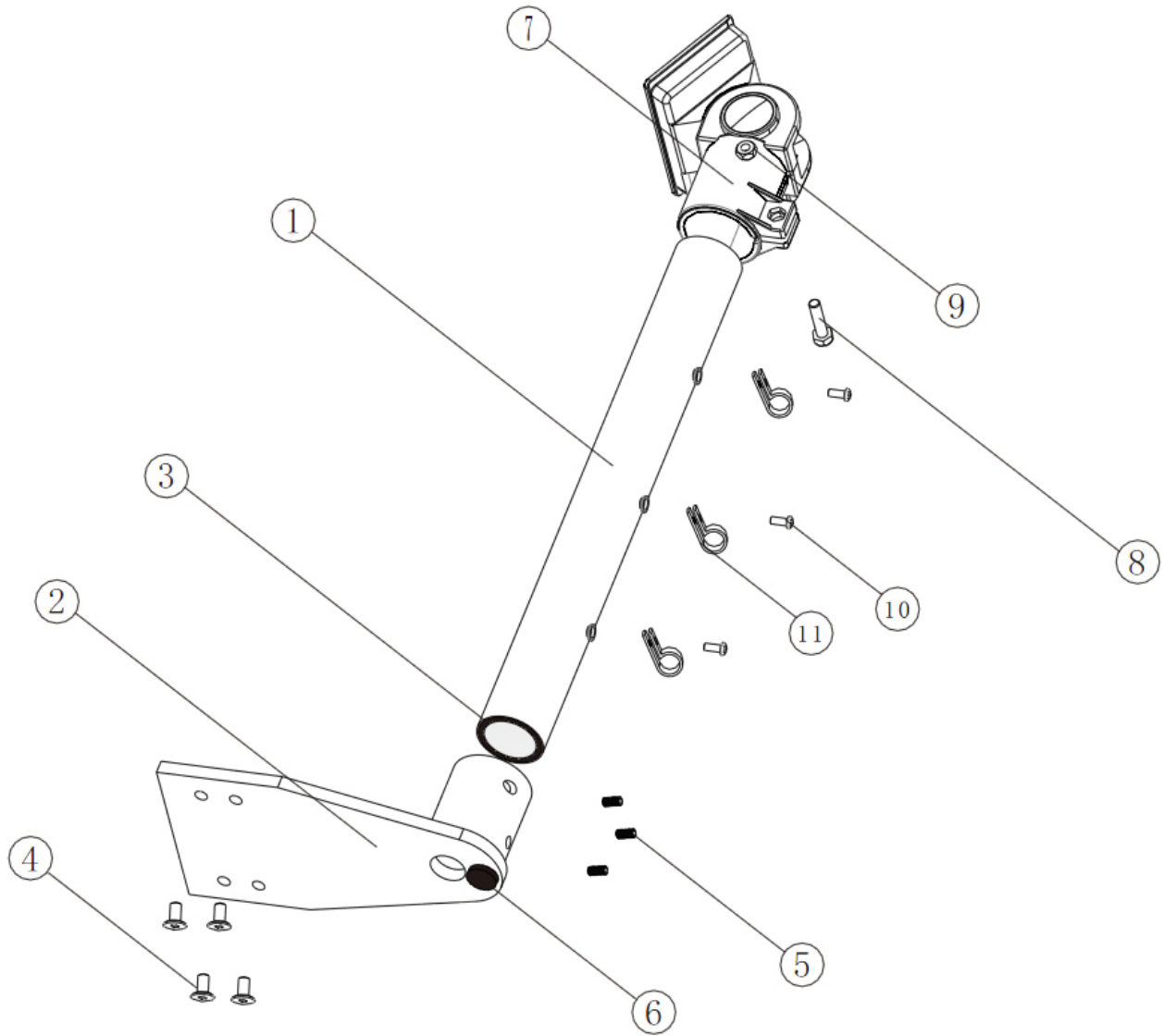
EOB-A02B

 <p>Support</p>	 <p>Pied de support</p>
 <p>Cylindre en plastique</p>	 <p>3 pieds réglables</p>
 <p>Anneau de fixation du support</p>	 <p>3 vis</p>
 <p>1 vis avec écrou</p>	



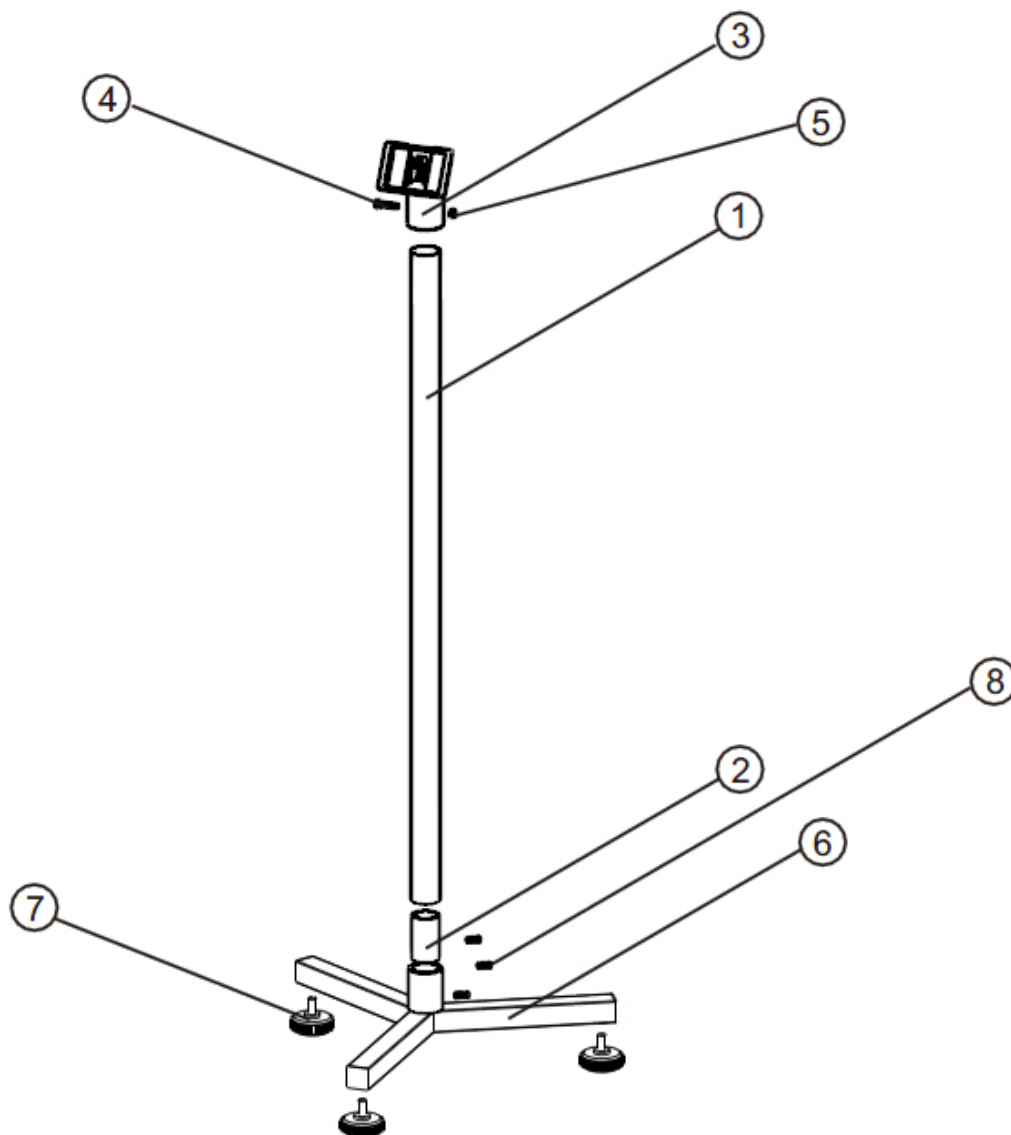
### 3 Aperçu

EOB-A01B:



1	Support	7	Anneau de fixation du support
2	Pied de support	8	Vis
3	Cylindre en plastique	9	Vis
4	Vis	10	Vis
5	Vis	11	Gide-fil
6	Patin en caoutchouc		

# EOB-A02B



1	Support
2	Cylindre en plastique
3	Anneau de fixation du support
4	Vis
5	Écrou
6	Pied de support
7	Pieds réglable
8	Vis