

KERN[®]

KERN & Sohn GmbH

Ziegelei 1

D-72336 Balingen

E-Mail: info@kern-sohn.com

Tel: +49-[0]7433- 9933-0

Fax: +49-[0]7433-9933-149

Internet: www.kern-sohn.com

Assembly instructions **Steering wheel**

KERN VHB-A02

Version 1.0

03/2014

GB



VHB-A02-IA-e-1410



KERN VHB-A02

Version 1.0 03/2014

Steering wheel assembly instructions

Contents

1	Technical data.....	3
2	Description	3
3	Scope of delivery	4
4	Assembly	4

1 Technical data


KERN	VHB-A02
Diameter	17.7 cm

2 Description

The KERN VHB steering wheel is made from aluminium frames with a red polyurethane layer. It is ideal for light-coloured floors, since it leaves less visible tracks.

It fits the current models in the **KERN VHB** and **KERN VHS** pallet truck series.

3 Scope of delivery

	1 castor
---	----------

4 Assembly

	Remove plastic cover
	

English



Remove Seeger circlip



Remove plastic ring




Remove wheel




Attach PU steering wheel

Ensure that the right side is facing outwards:

correct



wrong



Mount plastic ring



Insert Seeger circlip



Replace plastic cover