



KERN & Sohn GmbH

Ziegelei 1

D-72336 Balingen

E-Mail: info@kern-sohn.com

Phone: +49-[0]7433- 9933-0

Fax: +49-[0]7433-9933-149

Internet: www.kern-sohn.com

Operating manual

Mechanical height measuring rod

KERN MBA-A01

Version 1.0
2018-08



MBA-A01-BA-e-1810



KERN MBA-A01

Version 1.0 2018-08

Operating manual

Mechanical height measuring rod

1 Technical data

KERN (type)	TMBA-A01-A
Model	MBA-A01
Measuring range	30 – 80 cm
Readability	1 mm
Tolerance	5 mm
Dimensions (D x H x W) mm	850 x 240 x 60 mm
Net weight	approx. 800 g

2 Declaration of conformity

The current EC/EU Conformity declaration can be found online in:

www.kern-sohn.com/ce

3 Appliance overview



- 1. Measuring rod
- 2. Head stop
- 3. Caliper gauge/Heel stop

4 Basic Information (General)



⇒ Carefully read this operation manual before setup and commissioning, even if you are already familiar with KERN balances.



Safety Instructions

- Observe operating instructions.
- Please use no other than the supplied fixtures for mounting.
- When moving the height measuring rod ensure that the person to be measured cannot be injured.
- The body height measuring emits only reliable values, when the back and the head are straightly aligned, nevertheless the body height of a person may change about some cm during a day.

Test device control

- We recommend a metrological examination of the accuracy of the measuring rod, however, this is not mandatory as the determination of human body height involves rather large, intrinsic inaccuracies.

5 Unpacking/installing


Testing upon acceptance

Please check packaging as well as the height meter on receipt for possibly visible external damages.

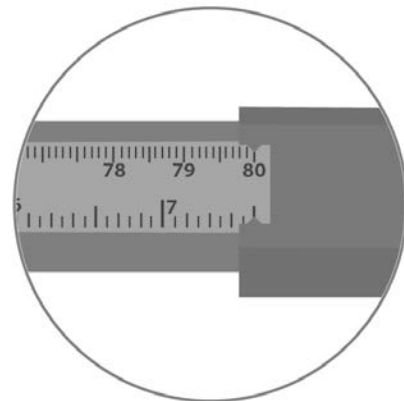
Packaging/ Return

Keep all parts of the original packaging for a possibly required return. Only use original packaging for returning.

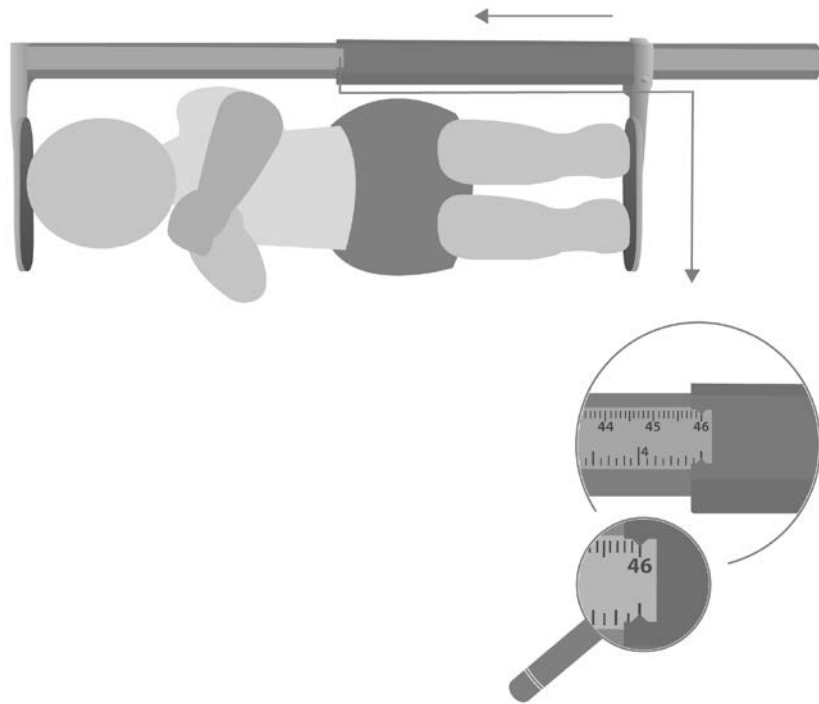
6 Body height measurement



Fixed stop
min. 30 cm



Movable stop
max. 80 cm



- ⇒ Position the baby in a way that the head touches gently the fixed stop.
- ⇒ Shift caliper gauge acc. to fig. till the heel stop.
- ⇒ Read the body height.

7 Cleaning, Maintenance, Disposal

Cleaning Disinfection	<p>Clean the height measuring rod with household detergent or commercially available disinfectant, e.g. 70% isopropanol. We recommend a disinfectant suitable for wiping disinfection. Please follow manufacturer's instructions.</p> <p>Do not use abrasive or aggressive cleaners such as spirits or alcohol or similar as they might damage the high-quality surface.</p>
Sterilisation	<p>Sterilisation of the appliance not allowed.</p>
Disposal	<p>Disposal of packaging and height meter must be carried out by operator according to valid national or regional law of the location where the appliance is used.</p>