



Universal digital force gauges for tension and compression tests with external measuring cell and RS-232 data interface

Features

- **Turnable display** with backlight
- Cable length: approx. 3 m
- **Data interface RS-232**, included
- **Delivered in a robust carrying case**
- **Selectable measuring units:** N, kN, kg, t, lb
- **Peak-Hold function** to capture peaks (measurement result will be "frozen" for a short time) or **Track function** mode for a continuous measurement indication (period of time approx. 10 s)
- **Measuring with tolerance range (limit-setting function):** Upper and lower limiting can be programmed individually, in pull and push direction. The process is supported by an audible and visual signal.
- **Auto-Power-Off**
- **Internal memory** for up to 10 measurement values
- **Mini Statistics Kit:** calculates the average result from up to 10 stored measured values, as well as, min., max., n

Technical data

- High resolution: up to 10,000 points (total measuring range)
- Measuring frequency: 2000 Hz
- Precision: 0,5 % of [Max]
- Overload protection: 150 % of [Max]
- Dimensions housing W×D×H 66×36×230 mm
- Rechargeable battery pack integrated, standard, operating time up to 12 h without backlight, charging time approx. 4 h
- **1** Tension loops and compression plates are included in delivery
- Cable length approx 3 m

FH 1K.-FH 2K.:

- Dimensions load cell W×D×H 76,2×51×19 mm
- Thread: M12

FH 5K.-FH 20K.:

- Dimensions load cell W×D×H 76,2×51×28,2 mm
- Thread: M12

FH 50K.:

- Dimensions load cell W×D×H 108×76,3×25,5 mm
- Thread: M18

FH 100K.:

- Dimensions load cell W×D×H 178×152,2×51,3 mm
- Thread: M30

Accessories

- **Relais module**, serves to transfer the output signal of the dynamometer to control direct actions, SAUTER AFH-02
- **Force-time data transfer software** for graphical representation on the PC and data transfer to Microsoft Excel®, SAUTER AFH FAST
- **Force-displacement data transfer software** with graphical representation of the measurement process, SAUTER AFH FD
- **Matrix needle printer** KERN YKN-01N
- **Thermal printer**, KERN YKB-01N
- **Statistics thermal printer**, KERN YKS-01
- **Label printer**, KERN YKE-01
- Further accessory see www.sauter.eu and page 25 et seqq.

STANDARD


































OPTION



s. p. 67

Model	Measuring range [Max]	Readout [d]	Option DAkks calibration certificate (≤ 5 kN)/Factory calibration certificate			
			Tensile force		Compressive force	
			DAkks KERN		DAkks KERN	DAkks KERN
SAUTER	kN	N				
FH 1K.	1	0,5	963-162		963-262	963-362
FH 2K.	2	1	963-162		963-262	963-362
FH 5K.	5	1	963-163		963-263	963-363
FH 10K.	10	5	961-164		-	-
FH 20K.	20	10	961-164		-	-
FH 50K.	50	10	961-165		-	-
FH 100K.	100	50	961-166		-	-

	Adjusting program (CAL): For quick setting of the balance's accuracy. External adjusting weight required.		Control outputs (optocoupler, digital I/O): to connect relays, signal lamps, valves, etc.		Rechargeable battery pack: rechargeable set.
	Calibration block: standard for adjusting or correcting the measuring device.		Analogue interface: to connect a suitable peripheral device for analogue processing of the measurements.		Mains adapter: 230V/50Hz in standard version for EU. On request GB, AUS or USA version available.
	Peak hold function: capturing a peak value within a measuring process.		Statistics: using the saved values, the device calculates statistical data, such as average value, standard deviation etc.		Power supply: Integrated, 230V/50Hz in EU. More standards e.g. GB, AUS or USA on request.
	Scan mode: continuous capture and display of measurements.		PC Software: to transfer the measurements from the device to a PC.		Motorised drive: The mechanical movement is carried out by an electric motor.
	Push and Pull: the measuring device can capture tension and compression forces.		Printer: a printer can be connected to the device to print out the measurements.		Motorised drive: The mechanical movement is carried out by a synchronous motor (stepper).
	Length measurement: captures the geometric dimensions of a test object or the movement during a test process.		GLP/ISO record keeping: of measurements with date, time and serial number. Only with SAUTER printers.		Fast-Move: the total length of travel can be covered by a single lever movement.
	Focus function: increases the measuring accuracy of a device within a defined measuring range.		Measuring units: Weighing units can be switched to e.g. non-metric at the touch of a key. Please refer to website for more details.		DAkkS calibration possible: The time required for DAkkS calibration is shown in days in the pictogram.
	Internal memory: to save measurements in the device memory.		Measuring with tolerance range (limit-setting function): Upper and lower limiting can be programmed individually. The process is supported by an audible or visual signal, see the relevant model		Factory calibration: The time required for factory calibration is specified in the pictogram.
	Data interface RS-232: bidirectional, for connection of printer and PC.		ZERO: Resets the display to "0".		Package shipment: The time required for internal shipping preparations is shown in days in the pictogram.
	Data interface USB: To connect the balance to a printer, PC or other peripheral devices.		Battery operation: Ready for battery operation. The battery type is specified for each device.		Pallet shipment: The time required for internal shipping preparations is shown in days in the pictogram.
	Data interface Infrared: To transfer data from the balance to a printer, PC or other peripheral devices.				

Your SAUTER specialist dealer: